


LCD-402AB



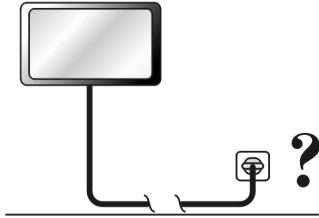
30kgs (66lbs)max.



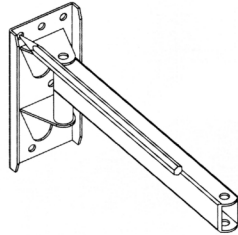
10-30" (25-74cm)max.



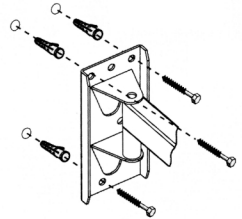
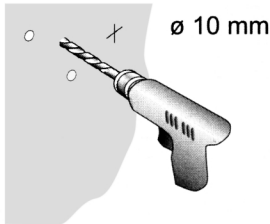
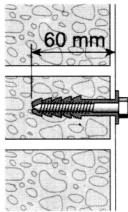
1



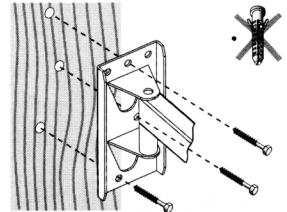
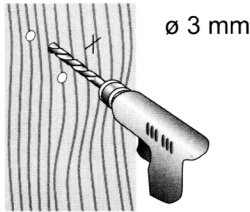
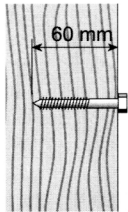
2



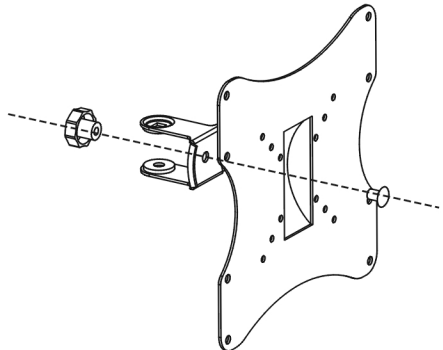
3a



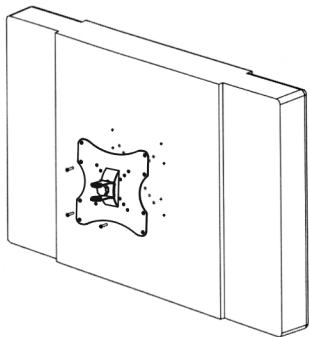
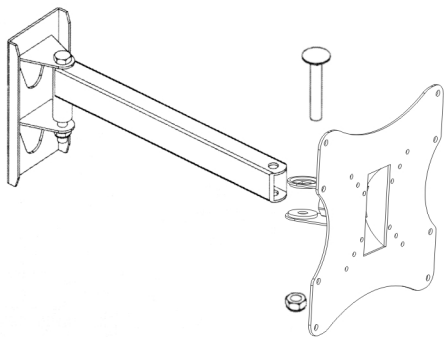
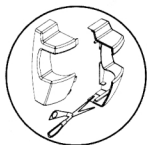
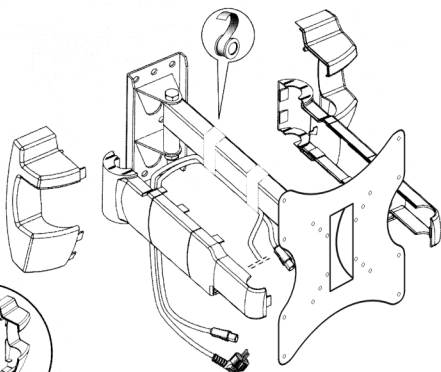
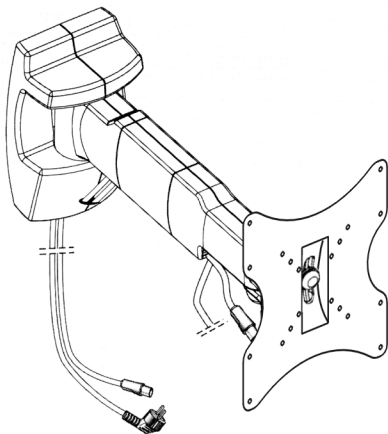
3b



4



Max 17,6 lbs / 8 Kg

5**6****7****8**

Inner cable guide: Fig. 7 to 8
 Fix the cables in position
 using the adhesive tape.

Safety instructions

- Never fit defective parts
- Only suitable for walls made from: Stone, concrete, hollow blocks, solid wood or wood supports. If mounting on wood, do not use any raw plugs. Pre-drill to a depth of 2mm. The fixing material supplied is only suitable for the types of wall listed above. Walls made from other materials will require different fixing materials.
- If you are uncertain about the nature of your wall, consult an expert.